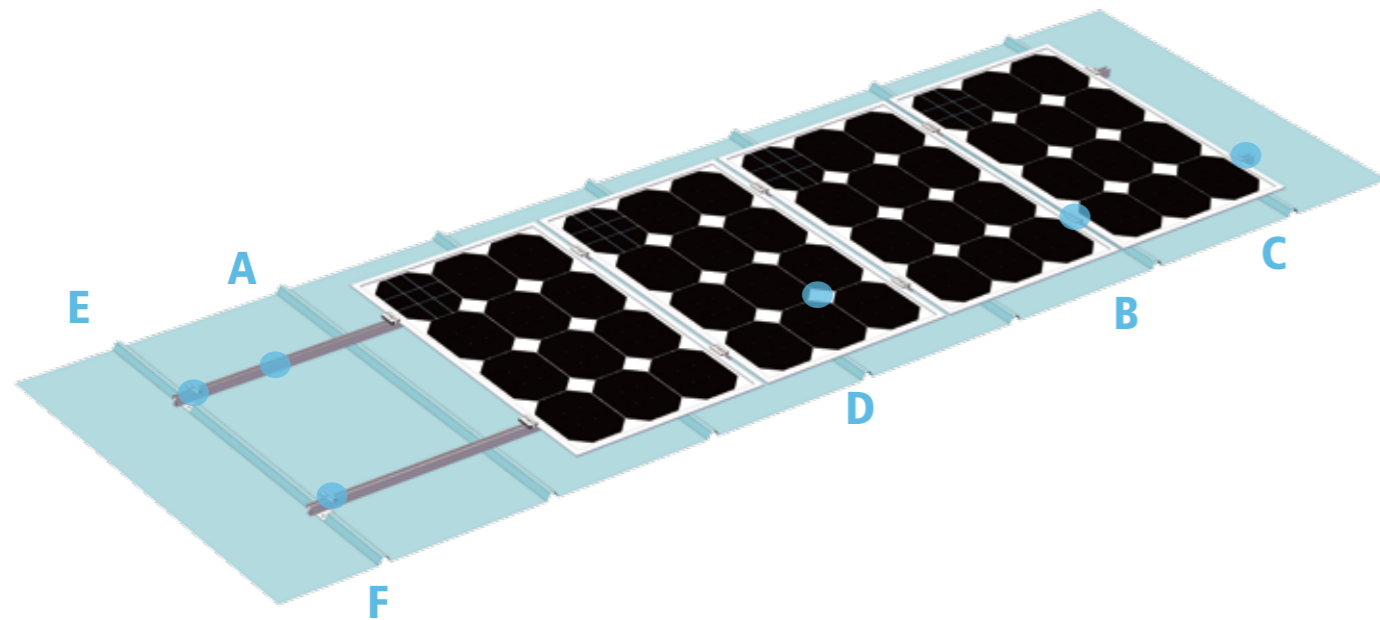




Thin Film Panel Tin Roof Mounting


Thin Film Panel Tin Roof Mounting designs with great flexibility both for commercial and residential roof solar system. Patented and innovative Rail design, standard components, highly pre-assembled clamp, all the above make the installation simple. Save your installation time and cost.




BRIEF INTRODUCTION

- Install Site: Pitched or Flat roof
- Material: AL 6005-T5 & Stainless Steel 304
- Snow Load: **1,4**KN/m²
- Max. Roof Clearance: up to 65ft(22cm), customized available
- Max. Wind Speed: **60**m/s
- Warranty: **12** years warranty; **25** years service life
- Color: Natural

Application



COMPONENTS PARTS



BRIEF INSTALLATION GUIDE

